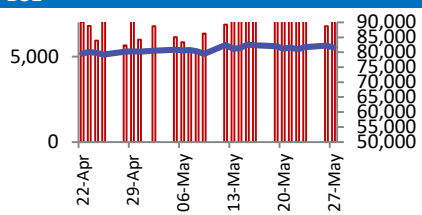
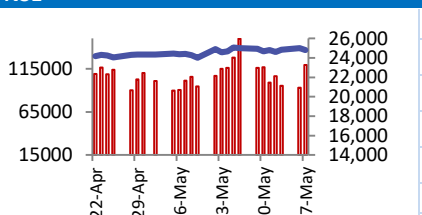


BSE	NSE
	
Open 82038 High 82411 Low 81122 Close 81552 Change -625 Volume (Lacs) 6766 Turnover (Rs.inCr) 9416	Open 24957 High 25063 Low 24704 Close 24826 Change -175 Volume(Lacs) 37394 Turnover(Rs.in Cr) 119285

World Markets	Current	Previous	Pt. Chg	Var(%)
Dow	42344	41603	741	1.8%
Dow Futures	42401	42410	(9)	0.0%
Nasdaq	19199	18737	462	2.5%
FTSE	8778	8718	60	0.7%
Nikkei	37919	37724	195	0.5%
Hang Seng	23282	23382	(100)	-0.4%
Gift Nifty	24851	24862	(11)	0.0%
Straits Singapore	3913	3896	17	0.4%
South Korea	2690	2637	52	2.0%
Taiwan	21428	21337	92	0.4%
Shanghai	3344	3341	4	0.1%

Commodity Prices	Current	Previous	Pt. Chg	Var(%)
Copper (\$/MT)	9597	9610	(14)	-0.1%
Alumin (\$/MT)	2485	2464	22	0.9%
Zinc (\$/MT)	2706	2702	4	0.1%
Brent Crude (\$/bbl)	65	64	0	0.7%
Gold (\$/Ounce)	3303	3301	2	0.1%
Silver (\$/Ounce)	33	33	0	0.2%
Light Crude (\$/bbl)	61	61	0	0.7%
N G (\$/mmbtu)	3	3	0	0.4%
Sugar (\$/MT)	483	484	(1)	-0.2%
Rubber (Rs./kg)	200	200	1	0.3%
Baltic Dry Index	1296	1340	(44)	-3.3%

Currency Exchange Rate	Current	Previous	Var(%)
Rs./ \$ rate	85.34	85.09	0.30%
Rs./ Euro	96.86	96.83	0.04%
Rs./Chinese Yuan	11.85	11.86	-0.06%
Yen / \$ rate	144.58	144.33	0.17%
\$ US/Euro	1.13	1.13	-0.20%

Dollar Index	Current	Previous	Var(%)
Dollar Index	99.81	99.52	0.29%

Support/ Resistance Levels for Today		
	Nifty	Bank Nifty Fut
Support 1	24800	55140
Support 2	24740	54870
Resistance	24940	55640

Securities in Ban For Trade
RBLBANK

## Market Review

**US:** Stocks rallied after President Trump said over the holiday weekend that he agreed to delay tariffs of 50% on the European Union.

**Asia:** Following Wall Street's biggest rally in over two weeks, Asian shares opened higher, spurred by a rebound in US consumer confidence and a global bond surge.

**India:** The benchmark equity indices closed lower on Tuesday, reversing its two-day gains amid volatility in domestic markets. **Market is expected to open on a flattish note and likely to witness range bound move during the day.**

**Global Economy:** German home prices are projected to rise 3% in 2025, driven by limited housing supply and declining int rates. However, affordability is expected to worsen due to rising prices, a weakening labor market, and volatile int rates, making it more difficult for first-time buyers. The number of new apartments built in 2024 fell by 14.4% to 251,900, far below the govt's 400,000 target, exacerbating the housing shortage.

U.S. core capital goods orders fell by 1.3%, signaling weakening corporate spending amid economic uncertainty. This decline follows a modest 0.3% gain in March. The drop is attributed to fluctuating U.S. tariff policies under President Trump, which have disrupted business planning and dampened investment sentiment. Additionally, durable goods orders declined by 6.3%, with Boeing receiving only eight aircraft orders compared to 192 in March.

**Commodities:** Oil prices ticked up in early trading on Wednesday as the U.S. barred Chevron from exporting crude from Venezuela under a new authorization on its assets there, raising the prospect of tighter supply.

Gold prices gained on Wednesday, helped by a slight retreat in the dollar and lower U.S. bond yields as investors await a U.S. core Personal Consumption Expenditures (PCE) price index report due later this week for interest rate clues.

**Currency:** The Japanese yen wobbled in volatile trading on Wednesday as ructions in the bond market kept the spotlight on the fiscal health of major economies while the U.S. dollar steadied after a strong end to the previous session due to upbeat economic data.

**FII Derivative Transactions (Rs. Cr)**

Contracts	Purchase		Sell		Net	Open Interest (OI)		OI (Previous day)		Change	
	Contract	Value	Contract	Value		Contract	Value	Contract	Value	Contract	Value
Index Future	64640	11321	80747	14310	(2989)	180755	32190	168148	29947	12607	2243
Index Option	7211518	1319875	7104251	1301169	18706	3192352	577220	2717547	493438	474805	83782
Stock Future	2093510	133247	2124844	135562	(2315)	6069471	389660	6006365	386514	63106	3146
Stock Option	1192477	79794	1135373	76307	3487	2027791	129972	1995273	128673	32518	1299
<b>Total</b>	<b>10562145</b>	<b>1544237</b>	<b>10445215</b>	<b>1527348</b>	<b>16889</b>	<b>11470369</b>	<b>1129042</b>	<b>10887333</b>	<b>1038572</b>	<b>583036</b>	<b>90470</b>

FII All Activity-BBG (Rs Cr)		Buy	Sell	Net
20-May-25		14855	24896	(10041)
21-May-25		13509	11237	2272
22-May-25		11832	17269	(5436)
23-May-25		9917	9323	594
26-May-25		10315	8729	1586
<b>Month to date- May</b>		<b>253063</b>	<b>237220</b>	<b>15842</b>
FII (Prov.) (Rs Cr)		Buy	Sell	Net
21-May-25		13356	11154	2202
22-May-25		11609	16654	(5045)
23-May-25		11054	9260	1795
26-May-25		9081	8945	136
27-May-25		18644	18295	348
<b>Month to date-May</b>		<b>269197</b>	<b>256521</b>	<b>12676</b>
DII (Prov.) (Rs. Cr)		Buy	Sell	Net
21-May-25		10556	9872	684
22-May-25		13349	9634	3715
23-May-25		10011	9711	300
26-May-25		10545	8799	1746
27-May-25		19497	9393	10105
<b>Month to date-May</b>		<b>247070</b>	<b>200722</b>	<b>46348</b>
FII Debt - BBG (Rs. Cr)		Buy	Sell	Net
20-May-25		2645	2671	(26)
21-May-25		2250	2850	(600)
22-May-25		1611	4564	(2953)
23-May-25		1879	3150	(1271)
26-May-25		679	872	(193)
<b>Month to date- May</b>		<b>33572</b>	<b>45609</b>	<b>(12038)</b>

Market Breadth	BSE		NSE	
	No.	%	No.	%
Advance	1897	46%	1357	46%
Decline	2053	50%	1497	51%
Unchanged	134	3%	72	2%

Market Turnover	27-May	26-May	Var (%)
BSE Cash	9416	6775	39%
NSE Cash	119285	93170	28%
NSE Futures	365310	320567	14%
NSE Options	14704316	11079346	33%
Total (Rs.Cr)	15198327	11499858	32%

Volatility Index	27-May	26-May
Volatility Index	18.54	18.02

Index PE - TTM	27-May	Yr. High	Yr. Low
Sensex	22.8	25.2	20.3
Nifty	22.4	24.4	19.6

**Corporate News**
**HBL Engineering Secures ₹101.55 Crore Kavach Contract**

HBL Engineering secured a ₹101.55 cr Kavach contract from IRCON, covering 85 stations. It also became the first to get RDSO approval for Kavach Version 4.0 deliveries. This boosts its total order book to ₹3,865.43 cr. The project spans 778 km and includes 2 locomotives, to be completed in 18 months.(BS)

**Jupiter Electric Mobility Partners with Pickup to Deploy 300 Electric Vehicles**

Jupiter Electric Mobility, the EV division of Jupiter Wagons Limited, has signed a memorandum of understanding with Pickup to deploy 300 JEM TEZ electric light commercial vehicles by year-end. The partnership aims to expand electric vehicle adoption in India's logistics sector. .(BS)

**CIL, Hindustan Zinc winners in 5th round of critical mineral block auction**

These three companies bagged critical and strategic mineral blocks, as part of India's fifth-tranche auctioning of Potash and Halite mines. While Hindustan Zinc and Oil India won the Potash and Halite blocks, Coal India bagged the Graphite and Vanadium mineral block. .(BS)

**Economy**
**FDI inflows hit 3-yr high, grow 14% to \$81 b in FY25**

India's FDI equity inflow experienced a 24.5% on-year decline in Jan-March FY25, reaching \$9.34 bn. However, overall FDI equity inflows for FY25 rose by 13% to \$50 bn. Total FDI surged 14% to \$81.04 bn, marking a three-year high, with the services sector leading as the top recipient and Maharashtra attracting the highest share of inflows.(BS)

**India-UK FTA revs up trade: Duty cuts on premium cars, yoga visas, & open bids on the table**

India and the UK have finalized a free trade agreement. This pact lowers tariffs on British premium cars. A limited quota of vehicles will see tariffs drop to 10%. The agreement also allows 1,800 Indian professionals to work in the UK annually. UK firms can bid on Indian government tenders. The FTA is expected to boost bilateral trade significantly. (BS)

**International**
**Brazil's Azul to file for Chapter 11 bankruptcy protection**

Brazilian airline Azul is reportedly preparing to file for Chapter 11 bankruptcy protection in the U.S., following financial struggles exacerbated by the COVID-19 pandemic. The move aims to restructure debt and stabilize operations amid ongoing industry challenges. (Invst)

Top 5 Nifty Gainers	27-May	26-May	Var(%)
JIOFIN	291	282	3.4%
INDUSINDBK	821	800	2.6%
TRENT	5573	5526	0.9%
SUNPHARMA	1683	1676	0.4%
ADANIPTS	1404	1400	0.3%
Top 5 Nifty Losers	27-May	26-May	Var(%)
ULTRACEMCO	11421	11689	-2.3%
ITC	434	443	-2.0%
JSWSTEEL	1014	1032	-1.8%
TATAMOTORS	716	729	-1.7%
AXISBANK	1196	1215	-1.6%

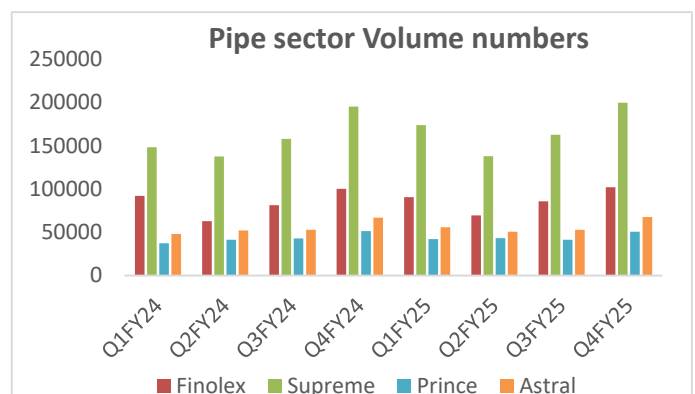
BSE Index Watch	Last	1 day	1 wk	1 mth	1 yr
SENSEX	81552	-0.8%	0.4%	1.7%	8.5%
MIDCAP	45192	0.2%	1.8%	4.9%	3.9%
SMLCAP	51865	0.2%	1.8%	7.6%	9.3%
AUTO	52937	-0.7%	0.4%	5.7%	-2.1%
BANKEK	62756	-0.6%	0.7%	-0.7%	11.9%
Capital Goods	70168	0.4%	3.2%	11.9%	0.8%
FMCG	20688	-0.8%	0.7%	0.5%	4.1%
Health Care	42666	0.0%	1.1%	0.3%	20.0%
IT	37025	-0.7%	0.6%	6.2%	7.3%
METAL	31228	-0.5%	0.9%	6.0%	-5.7%
Oil & Gas	27261	-0.5%	0.5%	2.9%	-6.0%
Power	6824	-0.4%	1.2%	1.0%	-10.3%
Realty	7328	0.2%	2.4%	8.5%	-7.5%

Margin Trading Disclosure (Rs. In Cr)	Last	1 day	1 wk	1 mth	3 mth
Op. Scripwise Outstanding	75690	0.0%	6.9%	8.9%	3.7%
Fresh Exposure	6486	8.8%	-21.8%	15.9%	87.0%
Exposure liquidated	6278	5.9%	-4.8%	16.0%	74.7%
Closing Net scripwise outstanding	75897	0.3%	4.7%	8.9%	4.2%

NSE USD Futures	27-May	26-May	Var (%)
Apr Expiry (Rs./\$)	85.13	85.13	0.0%
May Expiry (Rs./\$)	87.68	87.68	0.0%
Total Turnover (Rs. Crore)	7468	5277	42%

Sectors	TTM PE
Auto	31.27
Auto Ancillary	42.5
Banking	14.19
Engineering	49.07
Cement	77.03
Diamonds & Jewellery	44.33
Housing Finance	24.38
Infrastructure & Const	29.09
Metals-Aluminium	29.08
Metal – Steel	18.06
Oil Expl.	7.01
Pharma	10.12
Power – Gen. Supp.	39.58
Information Tech.	27.88
Sugar	18.74
Telecom Serv. Prov.	37.54
Tyres	33.19

## Pipe Sector Volumes (MT) (Source:Company Data)



10 year G-Sec Yield	Current	Previous	Change
US	4.46%	4.44%	2 bps
Japan	1.50%	1.47%	3 bps
India	6.25%	6.25%	0 bps
UK	4.67%	4.68%	(1) bps
Libor 3 Mths	4.85%	4.85%	(0) bps

Indian Eco Data	Current	Previous	Var(%)
Forex Reserve (US\$ in bn)	686	686	0.0%
Inflation - WPI	0.85%	2.05%	(120) bps
Inflation - CPI	3.16%	3.34%	(18) bps

India GDP	Q3FY25	Q2FY25	Var(%)
Growth	6.15%	5.58%	57 bps

Monetary Policy	Current	Previous	Change
Repo Rate	6.25%	6.50%	(25) bps
Reverse Repo Rate	3.35%	3.35%	0 bps
CRR	4.00%	4.00%	0 bps
O/S Banking System Liquidity (Rs bn)	1537	1635	(97.2)

IIP Growth %	Mar-25	Mar-24	Apr-Feb
IIP	3.0	5.5	3.6
Capital Goods	2.4	7.0	6.2
Mining	0.4	1.3	2.2
Manufacturing	3.0	5.9	4.2
Electricity	6.3	8.6	3.8

### ADR Price Movement

Company	Price (US\$)	Volume	Previous Day Price	Volume	Variance (%)	No. of Share Per ADR	ADR Price (Rs.)	BSE Price	Variance (%)
Infosys Tech	18.49	9014442	18.11	10086746	2.10%	1	1577.98	1570.10	0.5%
Wipro	2.90	2549599	2.86	4740353	1.40%	1	247.49	248.25	-0.3%
Dr.Reddy's	14.75	1444637	14.38	1383272	2.57%	1	1258.80	1243.20	1.3%
ICICI Bank	34.31	6664216	34.39	6752973	-0.23%	2	1464.05	1446.40	1.2%
HDFC Bank	74.16	2663634	73.98	3094533	0.24%	3	2109.67	1926.30	9.5%

### GDR's (US\$)

	Prices	Prev. Close	Change	Var %
L&T	42.35	41.95	0.4	1.0%
RIL	66.30	66.10	0.2	0.3%
SBI	92.60	92.00	0.6	0.7%

US Economy Data	Current	Previous
Inflation (%) (YoY)	2.30%	2.40%
Unemployment (%)	4.20%	4.20%

Interest Rate (%)	Current	Previous
Fed Rate	4.50%	4.50%

US GDP	Q1CY25	Q4CY24
Growth (QoQ Annualized)	-0.30%	2.40%

China Economy Data	Current	Previous
GDP	5.40%	5.40%
Inflation – CPI (%)	-0.10%	-0.10%

### Economic Calendar

	Date
Indian GDP Data	30 May
Indian Inflation Data CPI	12 June
Indian Inflation Data WPI	16 June
Indian Monetary Policy	06 Jun
India's Industrial Production (IIP)	28 May
US Inflation Data	11 June
US GDP	29 May
US Unemployment Data	06 June
US Fed Rate	18 June
China GDP	15 July
China Inflation Data	09 June

### Event Update

Name	Date	Purpose
Colgate-Palmolive (India) Ltd.	28/05/25	Rs.27.00 per share(2700%)Second Interim Dividend
Kennametal India Ltd.	28/05/25	Rs.40.00 per share(400%)Interim Dividend
Tata Consumer Products Ltd.	29/05/25	Rs.8.25 per share(825%)Dividend
Angel One Ltd.	30/05/25	Rs.26.00 per share(260%)Final Dividend
Bajaj Finance Ltd.	30/05/25	Rs.44.00 per share(2200%)Final Dividend
Bharat Bhushan Finance & Commodity Brokers Ltd.	30/05/25	Right Issue of Equity Shares
Caplin Point Laboratories Ltd.	30/05/25	Rs.3.00 per share(150%)Interim Dividend
Glaxosmithkline Pharmaceuticals Ltd.	30/05/25	Rs.42.00 per share(420%)Final Dividend
Infosys Ltd.	30/05/25	Rs.22.00 per share(440%)Final Dividend
Meghna Infracon Infrastructure Ltd.	30/05/25	Rs.0.10 per share(1%)Interim Dividend
Ponni Sugars (Erode) Ltd.	30/05/25	Rs.3.00 per share(30%)Final Dividend
UNO Minda Ltd.	30/05/25	Rs.1.50 per share(75%)Final Dividend
Vimta Labs Ltd.	30/05/25	Rs.2.00 per share(100%)Dividend



## Bulk Deal As On 27/05/25

BSE					
Security Code	Security Name	Client Name	Deal	Quantity	Price
532092	EPUJA	CHETAN MERCHANT	S	740,200	4.32
532092	EPUJA	SUMEET JUGALKISHOR MAHESHWARI	B	400,000	4.3
524238	GUJINJEC	BHAVISHYA ECOMMERCE PRIVATE LIMITED	S	49,312	27.57
524238	GUJINJEC	BHAVISHYA ECOMMERCE PRIVATE LIMITED	B	105,046	26.84
544160	JAYKAILASH	JAYDEEP CHANDUBHAI KOTWANI	S	100,800	74.49
544160	JAYKAILASH	JAYDEEP CHANDUBHAI KOTWANI	B	100,800	74.72
544160	JAYKAILASH	JINESHBHAI NAVINBHAI DESAI	B	80,000	75.04
544160	JAYKAILASH	NEEL NARENDRABHAI PUJARA	S	33,600	74.9
543286	JETMALL	D R ASSOCIATES	S	102,000	9.5
543286	JETMALL	GANESAN M *	S	30,000	9.5
543286	JETMALL	VIKAS YADAV	B	60,000	9.5
542446	JONJUA	KEYUR VELJIBHAI RATHOD	B	93,886	10.76
531126	KATIPATANG	ABHISHEK DALMIA	S	305,798	20.62
542724	MURAE	ALKABEN PRADIPKUMAR SHAH	B	9,296,055	1.55
542724	MURAE	NEO APEX VENTURE LLP	S	5,000,000	1.55
543207	NATURAL	HEMA JAYPRAKASH BHAVSAR	S	484,045	12.19
543207	NATURAL	HETAL ARUNKUMAR PRAJAPATI	B	578,219	12.18
531512	ORIENTTR	YAKSHIT FINANCE LIMITED	S	100,000	18.25
533581	PGEL	ANURAG GUPTA	S	5,000,000	754.83
533581	PGEL	GOVERNMENT OF SINGAPORE	B	3,818,522	754.8
533581	PGEL	MOTILAL OSWAL ASSET MANAGEMENT COMPANY LIMITED	B	1,589,825	754.8
533581	PGEL	VIKAS GUPTA	S	5,000,000	754.86
533581	PGEL	VISHAL GUPTA	S	5,000,000	755.73
530095	PRADHIN	SAKET KUMAR	S	29,400,000	0.39
544257	SAFE	TRILOK CHAND	S	30,000	270.33
539519	SATTVASUKU	AARSHI MANISH MEHTA	B	3,400,000	1.11
539519	SATTVASUKU	JEMISHKUMAR ODHAVJIBHAI GABANI	S	2,500,000	1.11
539519	SATTVASUKU	JR SEAMLESS PRIVATE LIMITED	S	2,772,535	1.1
539519	SATTVASUKU	MANJU DEVI	B	1,622,389	1.1
543924	SONALIS	CHIRAG NAVINCHANDRA SHAH	S	32,000	57.33
543924	SONALIS	NEEL CHIRAG SHAH	S	34,000	56.93
543924	SONALIS	SHREYA RAKESH SANGHVI	S	44,000	56.75
543924	SONALIS	SMITASHASHIKANT SHAH	B	158,000	57.06
543924	SONALIS	VIRAL PRAFUL JHAVERI	S	22,000	57.82
543924	SONALIS	VIRAL PRAFUL JHAVERI	B	34,000	56.59
544392	SPINAROO	GIRIRAJ STOCK BROKING PRIVATE LIMITED	S	50,000	68.54
544392	SPINAROO	KARNIKA INDUSTRIES LIMITED	B	40,000	68.5
531616	STARCOM	HESHIKA GROWTH FUND	S	215,216	59.08
531616	STARCOM	M7 GLOBAL FUND PCC - CELL DEWCAP FUND	B	215,216	59.08
540492	STARLENT	VARSHABEN D KORADIYA	B	9,546,105	6.67
542025	SUNRETAIL	SATYABRATA BISWAS	S	912,000	0.56
542025	SUNRETAIL	SATYABRATA BISWAS	B	48,000	0.64
544293	SURAKSHA	BNP PARIBAS FINANCIAL MARKETS	B	296,032	338
544293	SURAKSHA	INTEGRATED CORE STRATEGIES (ASIA) PTE. LTD.	S	296,032	338
543745	SVS	PASHUPATI CAPITAL SERVICE PVT LTD	S	222,000	12.6
543745	SVS	RODRIGUES ERROL	B	144,000	12.53
543745	SVS	SATISH HARIDAS SAVJANI	B	504,000	12.26

531499	SYBLY	F-365 AGRO PRIVATE LIMITED	S	595,447	3.41
531499	SYBLY	SRIJAN GUCHHAIT	B	120,888	3.41
531499	SYBLY	SUDHANSHU KANDA	B	50,000	3.41
531499	SYBLY	VINOD DAGDU MAHAJAN	B	101,000	3.4
542765	TRANSPACT	PASHUPATI CAPITAL SERVICE PVT LTD	B	31,000	209.59
542765	TRANSPACT	RAAVI ENTERPRISE	S	5,500	208.95
542765	TRANSPACT	RG HUF	S	24,000	208.95
542803	VEL	GUNJAN BIPINCHANDRA SETH	B	100,000	13.5
538598	VISHAL	VEENA INVESTMENTS PRIVATE LIMITED	S	1,108,710	30

#### NSE

Security Code	Security Name	Client Name	Deal	Quantity	Price
AFIL	Akme Fintrade (India) Ltd	AKME BUILD ESTATE LIMITED	SELL	2830000	8.1
AFIL	Akme Fintrade (India) Ltd	MANJU DEVI JAIN	BUY	2830000	8.1
BORANA	Borana Weaves Limited	KSHITIJ PORTFOLIO PVT LTD	BUY	200000	243
BORANA	Borana Weaves Limited	PINE OAK GLOBAL FUND	BUY	141487	243
CAMLINFINE	Camlin Fine Sciences Ltd	ADITYA SINGHANIA	BUY	1047106	244.58
COSMOFIRST	COSMO FIRST LIMITED	RAVI KANT JAIPURIA	BUY	234260	1090.7
DOLLEX-RE	Dollex Agrotech Ltd	BHINYARAM .	BUY	79200	0.7
GATDVR-RE	GACM Technologies Ltd	ANAND SINGH	BUY	400000	0.17
GATDVR-RE	GACM Technologies Ltd	ASHUTOSH MISHRA	SELL	500000	0.17
GATDVR-RE	GACM Technologies Ltd	SATISH SHIVLAL PATEL	SELL	435365	0.17
GATDVR-RE	GACM Technologies Ltd	SHAILESH RAMDAS INGALE	SELL	404268	0.17
GODHA	Godha Cabcon Insulat Ltd	BHARGAVSINH NANDKISHORSINH CHAUHAN	SELL	26666666	0.47
GODHA	Godha Cabcon Insulat Ltd	DHAVAL SHANKARBHAI RABARI	SELL	8965852	0.47
BIRDYS	Grill Splendour Ser Ltd	AJAY KRISHNAKANT PARIKH	BUY	28800	114.25
HOMESFY	Homesfy Realty Limited	GIRISH GULATI HUF	SELL	17100	317.36
INDIGO	InterGlobe Aviation Ltd	RAKESH GANGWAL	SELL	2210000	5231.28
INDIGO	InterGlobe Aviation Ltd	THE CHINKERPOO FAMILY TRUST	SELL	5160000	5231.11
INDIGO	InterGlobe Aviation Ltd	THE CHINKERPOO FAMILY TRUST	SELL	7365000	5235.31
INDIGO	InterGlobe Aviation Ltd	THE CHINKERPOO FAMILY TRUST	SELL	7365000	5230.99
KAMDHENU	Kamdhenu Ispat Limited	VARDHILAL SHIVRAMBHAI THAKKAR	BUY	3500000	30.17
LLOYDS-RE1	LLOYDS ENG WORKS LTD	AUTHUM INVESTMENT & INFRASTRUCTURE LIMITED	BUY	10000000	16.25
LLOYDS-RE1	LLOYDS ENG WORKS LTD	LLOYDS ENTERPRISES LIMITED	SELL	18128235	16.14
ROYALARC	Royal Arc Electrodes Ltd	SHRENI SHARES PVT	BUY	61200	161.2
SHANTI	Shanti Overseas (Ind) Ltd	DARSHANA HIMANSHU BATHIA	SELL	111895	19.01
SHANTI	Shanti Overseas (Ind) Ltd	ELIXIR WEALTH MANAGEMENT PRIVATE LIMITED	SELL	120351	19.27
SHANTI	Shanti Overseas (Ind) Ltd	JAWERILAL BAFNA DILKUSH BAFNA	SELL	208000	19.04
SHANTI	Shanti Overseas (Ind) Ltd	MANISH KUMAR	SELL	174389	19.26
SHANTI	Shanti Overseas (Ind) Ltd	MEGHA SANJAY BANSAL	SELL	90000	19.27
SHANTI	Shanti Overseas (Ind) Ltd	PRIYAA KAMAL SINDHER	SELL	175994	19.01
SHANTI	Shanti Overseas (Ind) Ltd	RADHA MITTAL	SELL	400000	18.87
SHANTI	Shanti Overseas (Ind) Ltd	SAGAR MAHAVIR BHANSALI	SELL	86190	19.09
SHANTI	Shanti Overseas (Ind) Ltd	SOHAN RAJ VINESH KUMAR HUF	SELL	93500	19.04
SHANTI	Shanti Overseas (Ind) Ltd	UMARSHI SHIVJI THACKER HUF	SELL	75658	18.99
SHANTI	Shanti Overseas (Ind) Ltd	VIBHORKALA	SELL	128141	19.07
SHANTI	Shanti Overseas (Ind) Ltd	VIJAY BHASKARA RAO TALASILA	BUY	70297	19.04
SHANTI	Shanti Overseas (Ind) Ltd	VINAY HARRISON	SELL	76500	19.08
TFCILTD	Tourism Finance Corp	ADITYA KUMAR HALWASIYA	BUY	1000000	220.76
TECHLABS	Trident Techlabs Limited	CHHATISGARH INVESTMENTS LIMITED	SELL	159250	504.7

#### Disclosure:

Research Reports that are published by Nirmal Bang Securities Private Limited (hereinafter referred to as "NBSPL") are for private circulation only. NBSPL is a registered Research Analyst under SEBI (Research Analyst) Regulations, 2014 having Registration no. INH000001766. NBSPL is also a registered Stock Broker with National Stock Exchange of India Limited, BSE Limited, Metropolitan Stock Exchange of India Limited, Multi Commodity Exchange of India Limited and , National Commodity and Derivative Exchange Limited in Capital Market , Equity and Commodities derivatives segments and Currency Derivatives Segment .

NBSPL has other business divisions with independent research teams separated by Chinese walls, and therefore may, at times, have different or contrary views on stocks and markets.

NBSPL or its associates have not been debarred / suspended by SEBI or any other regulatory authority for accessing / dealing in securities Market since last 20 years. NBSPL, its associates or analyst or his relatives do not hold any financial interest (Except Investment) in the subject company. NBSPL or its associates or Analyst do not have any conflict or material conflict of interest at the time of publication of the research report with the subject company. NBSPL or its associates or Analyst or his relatives may or may not hold beneficial ownership of 1% or more in the subject company at the end of the month immediately preceding the date of publication of this research report.

NBSPL or its associates / analyst has not received any compensation / managed or co-managed public offering of securities of the company covered by Analyst during the past twelve months. NBSPL or its associates have not received any compensation or other benefits from the company covered by Analyst or third party in connection with the research report. Analyst has not served as an officer, director or employee of Subject Company. NBSPL / analyst has not been engaged in market making activity of the subject company.

**Analyst Certification:** The research analysts and authors of these reports, hereby certify that the views expressed in this research report accurately reflects my/our personal views about the subject securities, issuers, products, sectors or industries. It is also certified that no part of the compensation of the analyst(s) was, is, or will be directly or indirectly related to the inclusion of specific recommendations or views in this research. The analyst(s) principally responsible for the preparation of this research report and has taken reasonable care to achieve and maintain independence and objectivity in making any recommendations.

**Disclaimer:**

The Research Report is for the personal information of the authorized recipient and does not construe to be any investment, legal or taxation advice. NBSPL is not soliciting any action based upon it. Nothing in the research report shall be construed as a solicitation to buy or sell any security or product, or to engage in or refrain from engaging in any such transaction. In preparing the research report, we did not take into account the investment objectives, financial situation and particular needs of the reader.

The research report has been prepared for the general use of the clients of NBSPL and must not be copied, either in whole or in part, or distributed or redistributed to any other person in any form. If you are not the intended recipient you must not use or disclose the information in the research report in any way. Though disseminated to all the customers simultaneously, not all customers may receive the research report at the same time. NBSPL will not treat recipients as customers by virtue of their receiving the research report. The research report is not directed or intended for distribution to or use by any person or entity resident in a state, country or any jurisdiction, where such distribution, publication, availability or use would be contrary to law, regulation or which would subject NBSPL & its group companies to registration or licensing requirements within such jurisdictions.

The report is based on the information obtained from sources believed to be reliable, but we do not make any representation or warranty that it is accurate, complete or up-to-date and it should not be relied upon as such. We accept no obligation to correct or update the information or opinions in it. NBSPL or any of its affiliates or employees shall not be in any way responsible for any loss or damage that may arise to any person from any inadvertent error in the information contained in the research report. NBSPL or any of its affiliates or employees do not provide, at any time, any express or implied warranty of any kind, regarding any matter pertaining to this report, including without limitation the implied warranties of merchantability, fitness for a particular purpose, and non-infringement. The recipients of the research report should rely on their own investigations.

This information is subject to change without any prior notice. NBSPL reserves its absolute discretion and right to make or refrain from making modifications and alterations to this statement from time to time. Nevertheless, NBSPL is committed to providing independent and transparent recommendations to its clients, and would be happy to provide information in response to specific client queries.

Before making an investment decision on the basis of research report, the reader needs to consider, with or without the assistance of an adviser, whether the advice is appropriate in light of their particular investment needs, objectives and financial circumstances. There are risks involved in securities trading. The price of securities can and does fluctuate, and an individual security may even become valueless. International investors are reminded of the additional risks inherent in international investments, such as currency fluctuations and international stock market or economic conditions, which may adversely affect the value of the investment. Opinions expressed are subject to change without any notice. Neither the company nor the director or the employees of NBSPL accept any liability whatsoever for any direct, indirect, consequential or other loss arising from any use of the research report and/or further communication in relation to the research report. Here it may be noted that neither NBSPL, nor its directors, employees, agents or representatives shall be liable for any damages whether direct or indirect, incidental, special or consequential including lost revenue or lost profit that may arise from or in connection with the use of the information contained in the research report.

Copyright of this document vests exclusively with NBSPL.

Our reports are also available on our website

Registration granted by SEBI and certification from NISM in no way guarantee performance of NBSPL or provide any assurance of returns to investors.

**Nirmal Bang Research (Division of Nirmal Bang Securities Pvt. Ltd.)**

B-2, 301/302, Marathon Innova,  
Opp. Peninsula Corporate Park  
Off. Ganpatrao Kadam Marg  
Lower Parel(W), Mumbai-400013  
Board No. : 91 22 6723 8000/8001  
Fax. : 022 6723 8010